

Catch the Hatch with ATU's

Your students will be able to predict

- 1 When the eggs will hatch
- 2 When the fry will swim-up and look for food.

How it works

- When eggs are laid they have **0 Thermal Units**.
 - The temperature of the water is measured (for example the average temperature might be 8°C).
 - The eggs **accumulate 8 Thermal Units** in one day (24 hours) .
 - During the next 24 hours the water may be 9°C.
 - The two days are added - and the eggs have now **accumulated 17 ATU's**.
 - During the next 24 hours the water may be 7°C. This is added to 17 and the eggs are now **24 ATU's**.
- Hatcheries continue to measure temperature **every day** to keep accurate record of the salmon's age.




We Calculate

Accumulated Thermal Units (ATU's).

1 thermal unit = 1 degree Celsius.

ATU's = the degrees accumulated over one day.

ATU's predict each stage of development

Stages of Development		Coho ATU	Chum ATU
	Eyed eggs (<i>delivered to schools</i>)	220	325
	Hatch (<i>eggs become alevin</i>)	400 - 500	475 - 525
	Fry (<i>swim-up and look for food</i>)	700 - 800	900 - 1000

- When the eggs are delivered the ATU's on that day will be given to you.
- Prepare a chart to record this ATU. (Use a class chart or students may keep individual records).
- Measure your water temperature every day, enter it on the chart and record the ATU's.
- Estimate water temperatures for Saturday and Sunday then add these to your chart on Monday.

Example ATU chart

Date	Today's Temp.	+ Yesterday's ATU	= Today's ATU
Jan 5	9 C	235	244
Jan 6	10 C	244	255